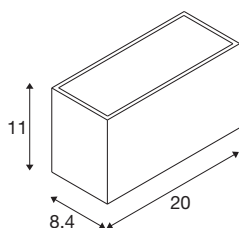




## SITRA M WL UP/DOWN

LED outdoor wall-mounted light, white, CCT switch 3000/4000K



Simultaneously elegant and modern, the SLV SITRA lighting family offers delightfully atmospheric lighting in any outdoor area. The white SITRA CUBE M UP/DOWN wall light, in particular, blends in seamlessly with its architectural surroundings. This allows the light to offer an indirect lighting atmosphere that adds interest to any façade. And thanks to its robust aluminium design and an IP44 rating, the SITRA CUBE M UP/DOWN wall light is durable and features optimal protection. This integrated LED light offers 14 watts, 1700 lumen and a light colour of 3000 or 4000 kelvin that can be configured via the CCT switch. Installation to a 230V power supply is incredibly straightforward. Experience light with SLV – your reliable partner for all kinds of outdoor lights for 40 years.



## TECHNICAL DATA

Item no.:	1005153
Number of different light outlets	2
Primary nominal voltage	220-240V ~50/60Hz mA/V
Secondary power / secondary voltage	350mA
Width	20 cm
Height	11 cm
Depth	8.4 cm
Net weight	1.256 kg
Gross weight	1.457 kg
IP Code	IP 44
Safety class	I
Impact resistance class	IK05
Impact resistance	0,7 Joule
Assembly	Surface
Assembly details	Wall
Wattage	14 W
Lumen	1600 / 1700 lm
Colour temperature	3000/4000 Kelvin
Beam angle	95 °
Color	white
CRI	80
LXXBXX data	L70B50

## Light Source

916403	
916399	

<b>Service life</b>	50000 h
<b>Maximum ambient temperature</b>	40 °C
<b>BIG WHITE Page</b>	624